

SUB 8006-AS

ACTIVE SUBWOOFER



DESCRIPTION

The SUB 8006-AS is the largest and most powerful active sub woofer in the professional series.

Featuring two 18" transducers, with 4" inside/outside voice coils, this cabinet is designed to deliver a serious amount of low frequency. It is a direct radiating, high output, large-format sub woofer system proven in complementing high efficiency, full-range loudspeakers. Driver mounting maximizes cone area and minimizes frontal area, providing acoustical performance and physical configuration well suited for creating large subwoofer arrays.

SUB 8006-AS has been designed to extract the greatest efficiency from every part of the system, resulting in an effortless reproduction of low frequency transient response. As a self-powered system, the transducers, amplification and DSP control electronics of the SUB 8006-AS are designed to optimize performance and maximize its power.

The SUB 8006-AS 's efficiently tuned cabinet houses two RCF Precision back-vented, long-excursion, new high power 18" inch cone drivers, providing a fast and controlled reproduction of the bass frequency range. Featuring a 4" inside/outside voice coil to minimize power compression and extend the life of this product.

The drivers have also been engineered for extreme efficiency, using high-gauss ferrite magnets for the most powerful magnetic field strength. High magnetic field strength increases the driver's sensitivity, which yields greater output, while keeping heat dissipation requirements within operational tolerances.

Powered by a 2500W digital amplifier module, Class-D technology, that packs huge performance operating with high efficiency into a lightweight solution.. It deliver ultra fast attack, realistic transient response and impressive audio performance. The amplifier features a solid mechanical aluminium structure which not only stabilize the amplifier during transportation but also assist in the heat dissipation. The integrated DSP manages equalisation, soft limiter, compressor and user adjustable settings as deep/boost EQ, Low pass, phase reverse and a preset for Cardioid setup.

An easy to reach delay knob on the back allows to set the overall delay of the speaker, in meters, according to its application. 3 status LEDs – Power / Signal / Status are provided for monitoring the system

The amplifier features a solid mechanical aluminium structure which not only stabilize the amplifier during transportation but also assist in the heat dissipation and, with DSP control electronics and power supply, is integrated into a single, field-replaceable module mounted in the rear of the cabinet.

The cabinet is constructed of multi-ply hardwood and coated with a textured black finish. Integral metal grilles lined with acoustical black mesh protect the cone drivers. Integrated mechanics are for multiple configuration with HDL 20-A.

MAIN APPLICATIONS

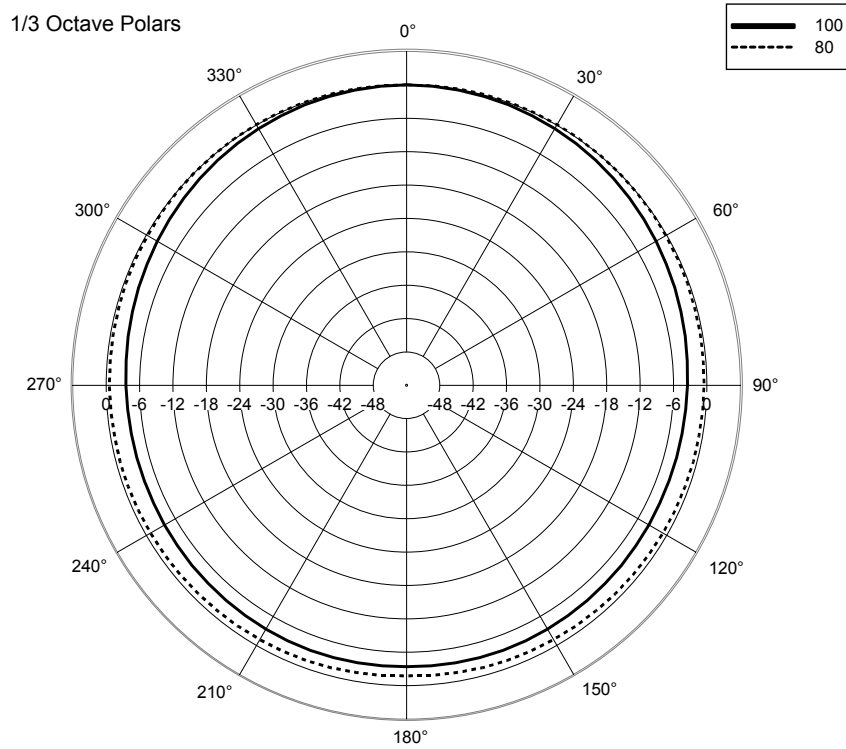
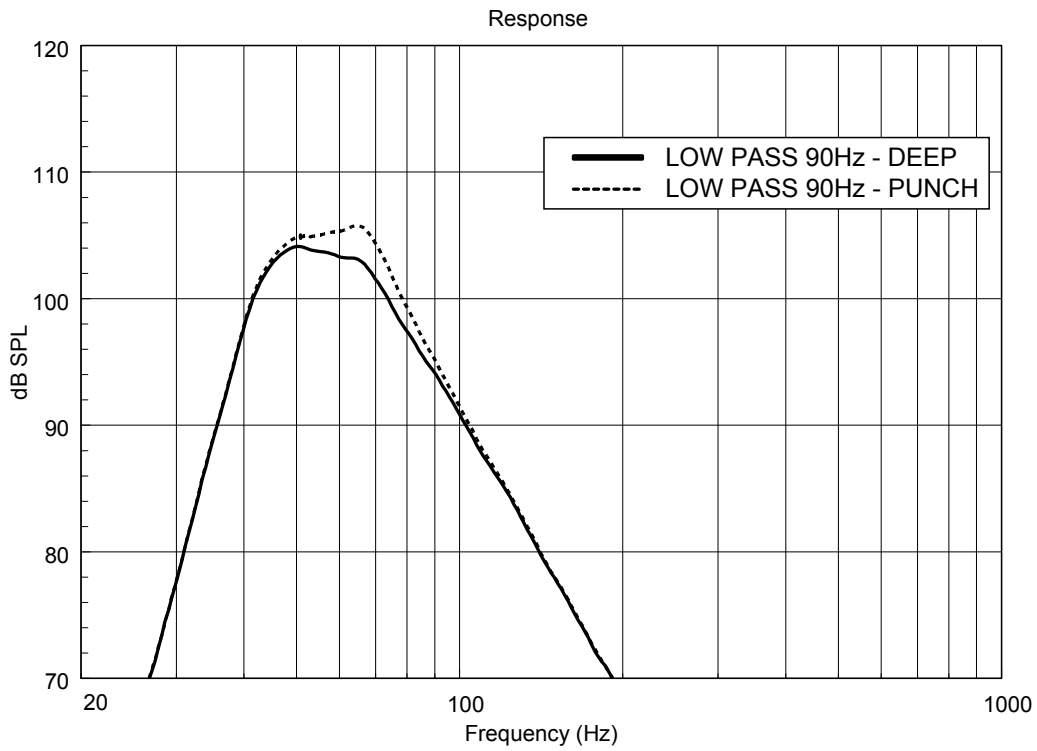
- Live sound
- Rental
- Portable PA, clubs, ballrooms, live theatre
- House of worship
- Theme parks
- Music playback and sound reinforcement in small and mid-size venues
- Corporate A/V professionals and sound system hire companies

MAIN FEATURES

- 5000 Watt Peak power - 2500 Watt RMS
- 141 dB max SPL
- 30 Hz - 120 kHz frequency response
- 2 x 18" Woofer
- DSP controlled Input section with selectable presets
- Delay control
- Integrated mechanics for multiple configuration with HDL 20-A
- Baltic birch tour grade cabinet



SUB 8006-AS



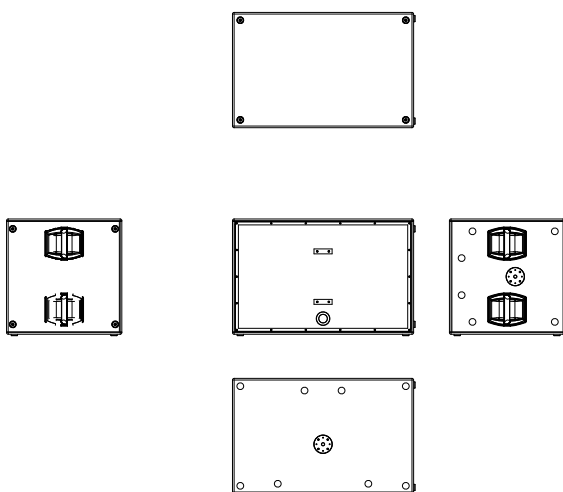
SUB 8006-AS

PART NUMBERS

13000372 - 230V

13000373 - 115V

DIMENSIONS (All data are in mm)



ACOUSTICAL SPECIFICATIONS

Frequency response:	30 Hz - 120 kHz frequency response
Max SPL:	141 dB
Horizontal coverage angle:	-
Vertical coverage angle:	-
Compression driver:	-
Midrange:	-
Woofers:	2 x 18", 4.0" v.c.

INPUT SECTION

Input signal (Impedance):	bal/unbal
Input/Output connector:	XLR
Input sensitivity:	-2 dBu / +4 dBu

PROCESSOR SECTION

Crossover frequencies:	-
Protections:	Themel - RMS
Sensitivity control:	yes
Limiter:	soft limiter
High pass:	yes
Controls:	Xover, Phase switch, Deep/Punch, Output Delay Settings, Cardioid

ACCESSORIES

AC PRO-LF	Steel professional adapter sleeve for speaker floor stand, tube diametro 35 mm. Load capacity up to 50Kg, Weight 0.7 Kg, H 27.5 cm
AC PRO-PM	Steel pole mount accessory for a satellite speaker on a subwoofer, tube diametro 35 mm. Load capacity up to 35Kg, Weight 2.4 Kg, H MIN/MAX 95cm/137cm
AC PMA	Speaker pole mount
AC PMX	Speaker pole mount with pushbutton system and hand crank avoid uncontrolled reverse motion locking screw provides additional safety.
AC WK-FX	Kit no 4 fixed castor 80mm/3" dia black wheel with roller bearings
AC WK-SW	Kit no 4 swivel castor, 80mm/3" dia black wheel with roller bearings.

AMPLIFIER

Power supply:	2500 Watt
High frequencies:	-
Mid frequencies:	-
Low frequencies:	switching / 2500 Watt
Cooling:	Convection
Connection:	Powercon in/out

PHYSICAL

Height:	709 mm (27.91")
Width:	700 mm (27.50")
Depth:	1109 mm (43.66")
Weight:	90 kg (198.41 lbs)
Cabinet:	baltic birch
Hardware:	-
Handles:	4 side
Pole mount cap	yes
Colour:	Black